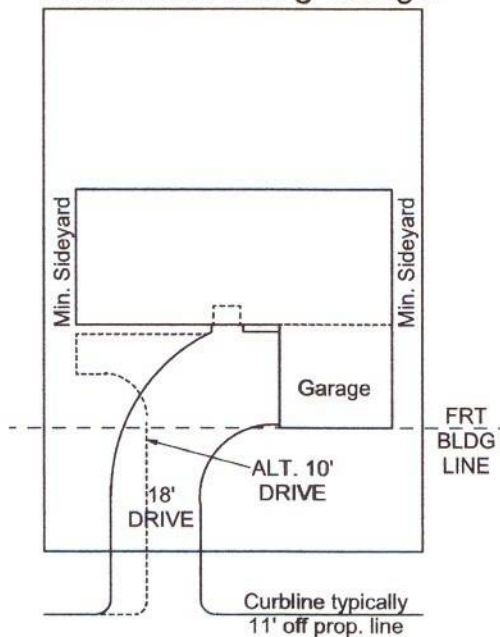


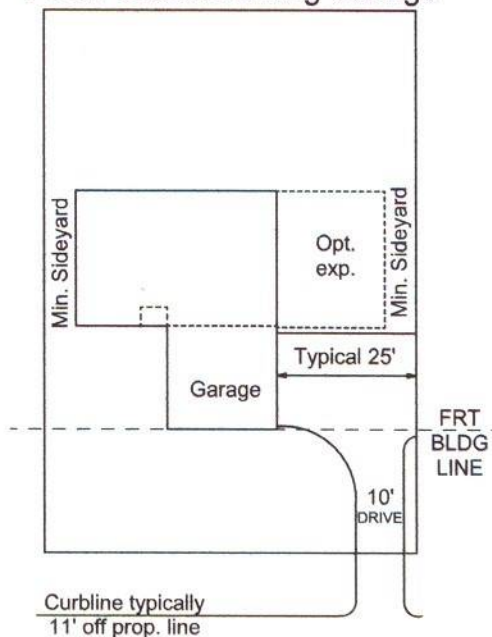
DRIVES FOR PERFECTION

Front Inside Swing Garage



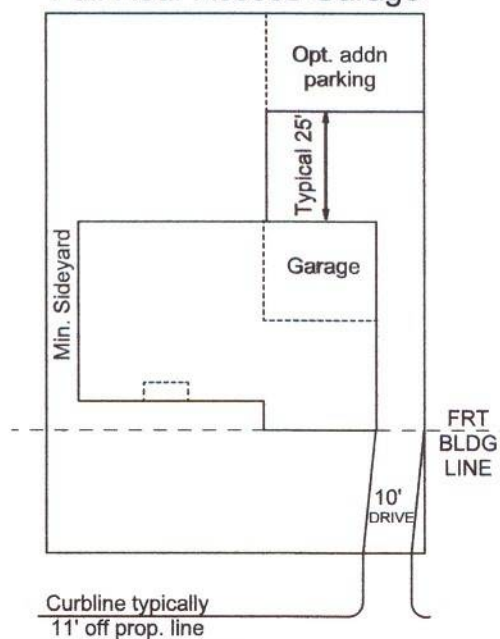
- ADVANTAGES:** Semi-hidden garage, max rear view, opt for turnaround or addn frt parking
- DISADVANTAGES:** Depth, gar. dr. faces entry door, frt. yard mostly concrete, cars park in frt of home, back out to street

Front Outside Swing Garage



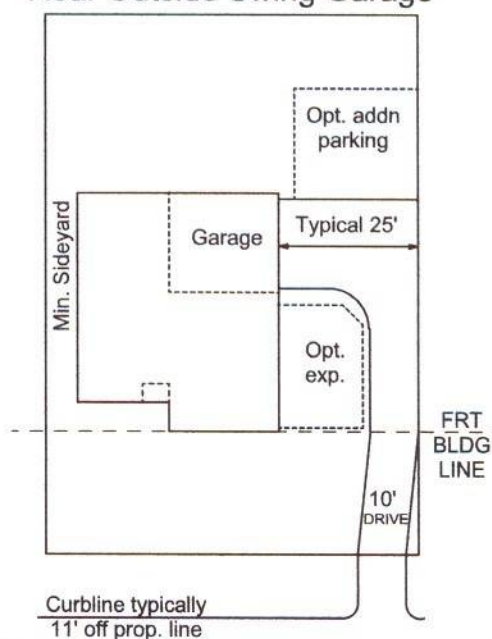
- ADVANTAGES:** Semi-hidden gar. dr., max rear view
Option for expansion behind drive
- DISADVANTAGES:** Depth, Narrow frt. elevation,
Possible limit for addn parking

Full Rear Access Garage



- ADVANTAGES:** Hidden gar. dr., poss max. width for front elevation, Option for addn. parking & future rear access
- DISADVANTAGES:** Long drive, restricted access to garage, More concrete, reduced rear view

Rear Outside Swing Garage



- ADVANTAGES:** Hidden gar. dr., poss max. width for front elevation, Option for addn. parking & future rear access
- DISADVANTAGES:** Poss. narrow frt. elevation, More concrete, poss. restricted driveway, limited rear view

NOTES: Drives, walks, open parking, & open patios may GENERALLY be placed over easements and building lines, confirm to location. Building setbacks and garage door location requirements vary with municipalities and subdivisions; confirm to location. Notice property line is typically not at the edge of the street, typ 11' back.